

2410 Time Delay SMD Fuses

2410TD Series

Descriptions

The 2410TD Series Time Delay SMD fuse has a ceramic body with wire-in-air design.



Electrical Characteristics

Amp Rating	% of Amp Rating	Opening Time
0.5~7.0A	100%	4 Hours Min.
	200%	< 120 Seconds



Key Features

- Rapid interruption of excessive current
- Compatible with reflow and wave soldering
- Ceramic body and silver plated copper terminal
- Excellent environmental integrity
- One time positive disconnect
- RoHS compliant
- Designed to UL 248-14

Specification

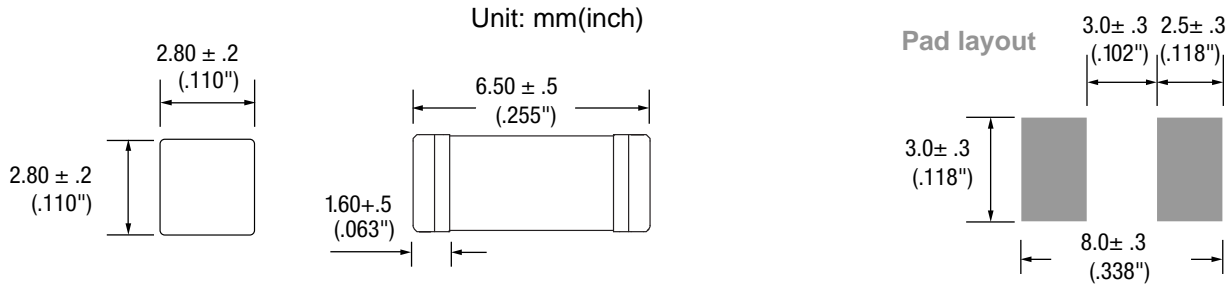
Part No.	Rated Current (I _n)	Rated Voltage (V _{DC})		AC Interrupting Rating (I _{AC})	DC Interrupting Rating (I _{DC})	DC Cold Resistance (R _{DC})	Typical Pre-arcing I ² t			
		57	87							
2410TD-R250	250mA	125V	125V	50A@125VAC 50A@125VDC	0.770	0.06	280 mV			
2410TD-R315	315mA	125V	125V					0.630	0.12	275 mV
2410TD-R400	400mA	125V	125V					0.478	0.27	250 mV
2410TD-R500	500mA	125V	125V					0.285	1.20	190 mV
2410TD-R630	630mA	125V	125V					0.190	1.07	160 mV
2410TD-R800	800mA	125V	125V					0.154	3.00	155 mV
2410TD-1A	1.0A	125V	125V					0.096	4.70	160 mV
2410TD-1.25A	1.25A	125V	125V					0.054	7.66	105 mV
2410TD-1.6A	1.6A	125V	125V					0.043	10.5	85 mV
2410TD-2.0A	2.0A	125V	125V					0.040	16.5	150 mV
2410TD-2.5A	2.5A	125V	125V					0.038	21.9	165 mV
2410TD-3A	3.0A	125V	125V					0.029	21.7	135 mV
2410TD-3.15A	3.15A	125V	125V					0.022	24.0	90 mV
2410TD-3.5A	3.5A	125V	125V					0.017	32.5	90 mV
2410TD-4A	4.0A	125V	125V					0.016	68.3	100mV
2410TD-5A	5.0A	125V	125V					0.014	57.3	115 mV
2410TD-7A	7.0A	125V	125V					0.009	93.1	95 mV

- AC Interrupting Rating measured at designated voltage, 100% power factor; DC Interrupting Rating measured at designated voltage, time constant of less than 50 microseconds, battery source
- DC Cold Resistance are measured at <10% of rated current in the ambient temperature of 25 °C
- Typical Pre-arcing I²t are measured at 10In Current

Time Delay SMD 125VAC/DC Fuses

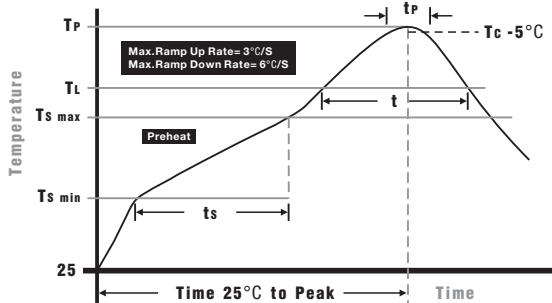
2410TD Series

Dimension



Packaging 500mA~7A 1,000pcs/Tape and Reel

Soldering Parameters

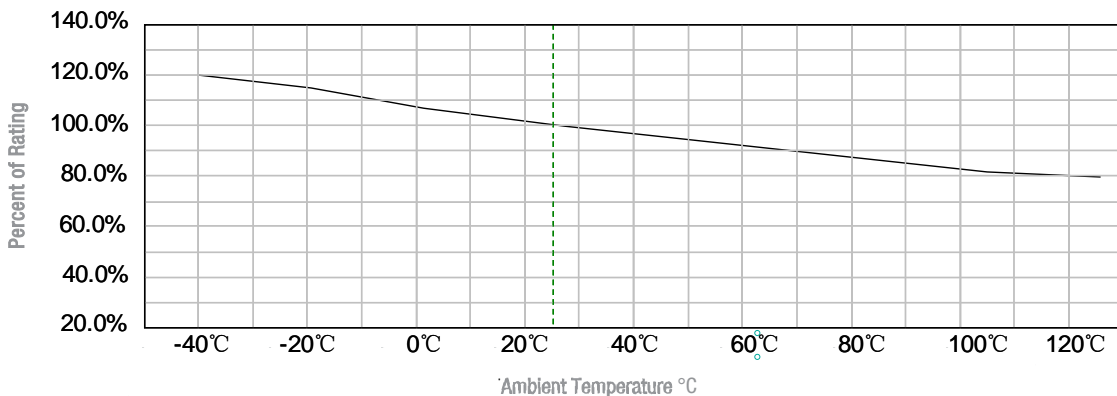


Wave Soldering: 260°C, 10 seconds max.
Infrared Reflow: 260°C, 30 seconds max.

IR Reflow Profile

Preheat Heat	
Temperature min (T _{min})	150°C
Temperature max (T _{max})	200°C
Time (T _{min} to T _{max}) (t _s)	60 - 120 seconds
Average ramp-up rate (T_{max} to T_p)	
	3°C/second max.
Liquidous temperature (T_l)	
Time at liquidous (t _l)	60 - 150 seconds
Peak temperature (T_p)	
	260+0/-5°C
Time within 5°C of actual peak Temperature (t_p)	
	10 - 30 seconds
Average ramp-down rate (T_p to T_{max})	
	6°C/second max.
Time 25 °C to peak temperature	
	8 minutes max.

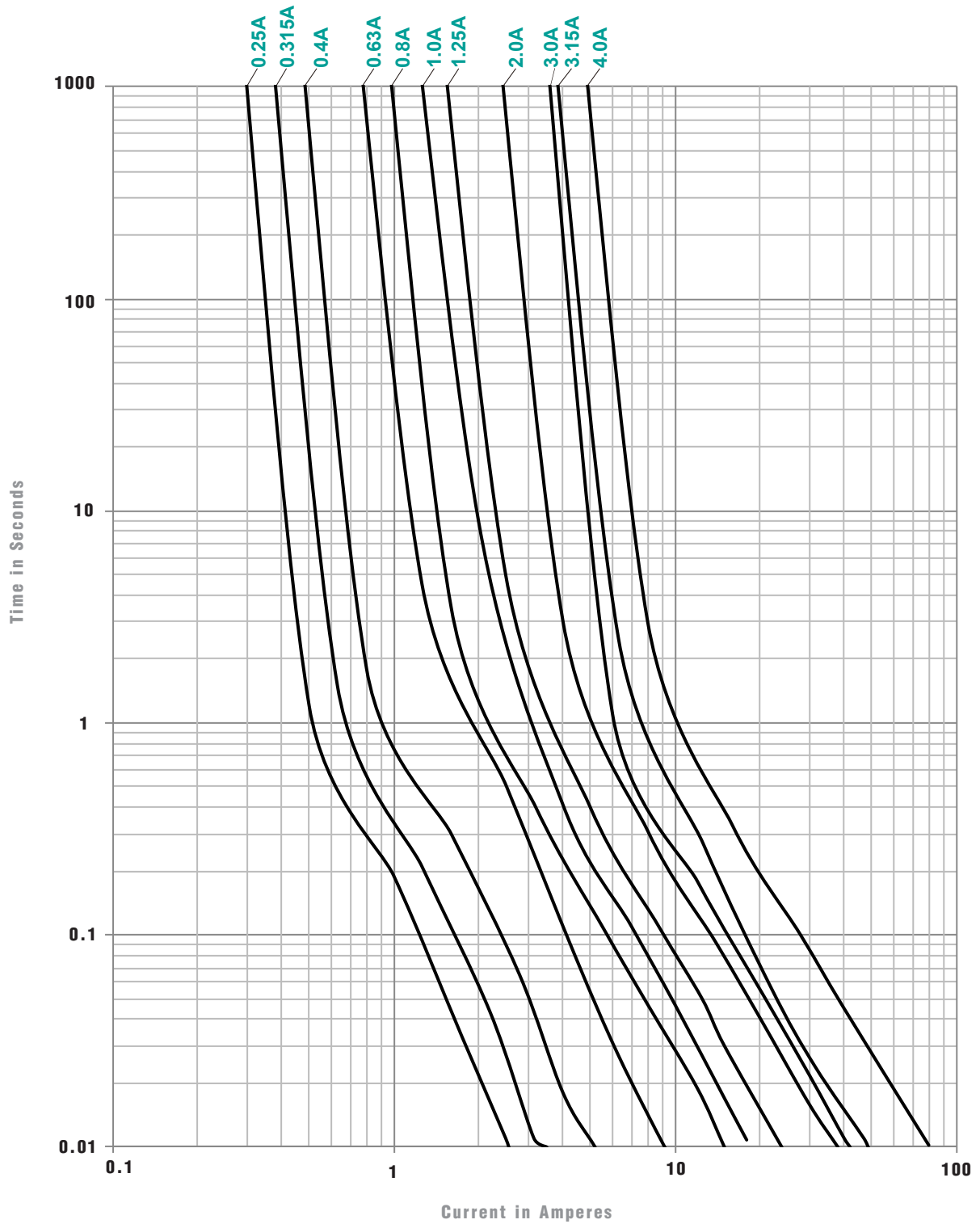
Temperature Derating Curve



- Normal ambient temperature: 23+/-3°C
- Operating temperature: -40°C ~ 125°C, with proper correction factor applied

Time Delay SMD 125VAC/DC Fuses **2410TD Series**

Time Current Curves



Time Delay SMD 125VAC/DC Fuses **2410TD Series**

Time Current Curves

