

# Fast Acting SMD 125VAC/DC Fuse

## 2410FA Series

### Descriptions

2410FA Series SMD fuse for the small size and good electrical performance, reliability and quality.



### Electrical Characteristics

Current Rating	% of Ampere Rating	Opening Time
500mA-15A	100%	4 hours Min
500mA-15A	200%	5 sec Max

### Features

- Designed to UL 248-14
- Small size
- Compatible with reflow and wave soldering RoHS compliant and Halogen Free
- One time positive disconnect

### Application

- Notebook PC
- Backlight inverter
- Power supply
- Storage system
- Telecom system
- Battery charging circuit protection
- Industrial equipment

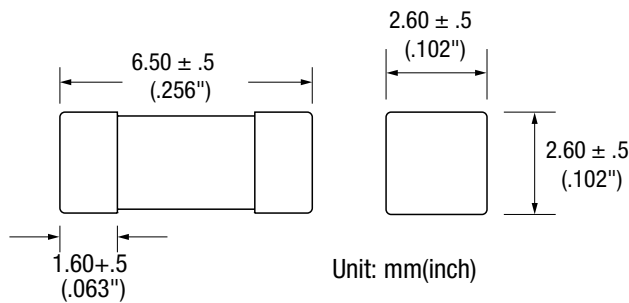
### Specification

Product Code	Current Rating	Voltage Rating	Interrupting Rating	Resistance (ohms) Typ.	Typical Melting I <sup>2</sup> t (A <sup>2</sup> Sec)	Typical Voltage Drop (mV)
2410FA-R500	0.5A	125VAC 125VDC	125VAC@50A 125VDC@50A	0.28100	0.48	185
2410FA-R800	0.8A			0.13700	1.70	150
2410FA-1A	1.0A			0.10500	2.70	140
2410FA-1.5A	1.5A			0.06200	4.90	125
2410FA-2A	2.0A			0.02700	1.50	96
2410FA-2.5A	2.5A			0.01820	5.50	60
2410FA-3A	3.0A			0.01780	3.10	86
2410FA-4A	4.0A			0.01290	5.20	85
2410FA-5A	5.0A			0.01020	8.50	81
2410FA-6.3A	6.3A			0.00770	15.0	80
2410FA-7A	7.0A			0.00720	19.5	80
2410FA-8A	8.0A			0.00630	24.0	78
2410FA-10A	10A			0.00510	38.0	77
2410FA-12A	12A			0.00395	57.0	76
2410FA-15A	15A			0.00315	105.0	75

- AC Interrupting Rating (measured at designated voltage, 100% power factor); DC Interrupting Rating (measured at designated voltage, time constant of less than 50 microseconds, battery source)
- DC Cold Resistance are measured at <10% of rated current in the ambient temperature of 25°C
- Typical Pre-arcing I<sup>2</sup>t are measured at 10In Current

# Fast Acting SMD 125VAC/DC Fuses 2410FA Series

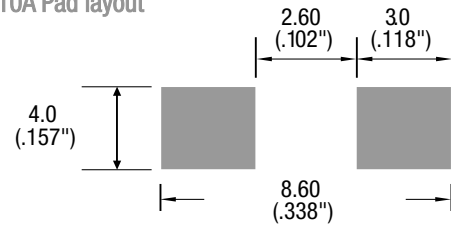
## Dimension



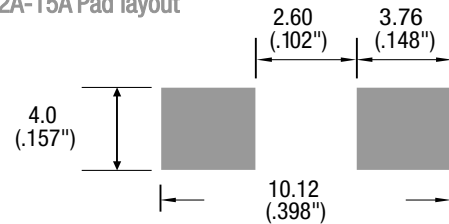
### Packaging

- Quantity: 1,000pcs
- 12mm wide tape on 178mm(7 inch) diameter reel -specification EIA Standard 481.

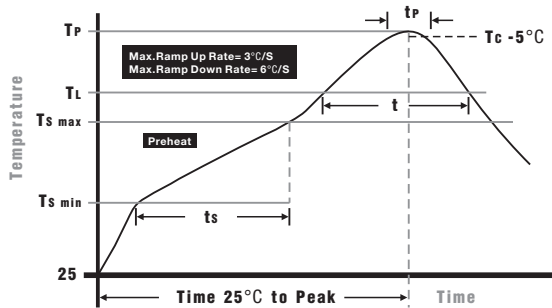
### 1A-10A Pad layout



### 12A-15A Pad layout



## Soldering Parameters

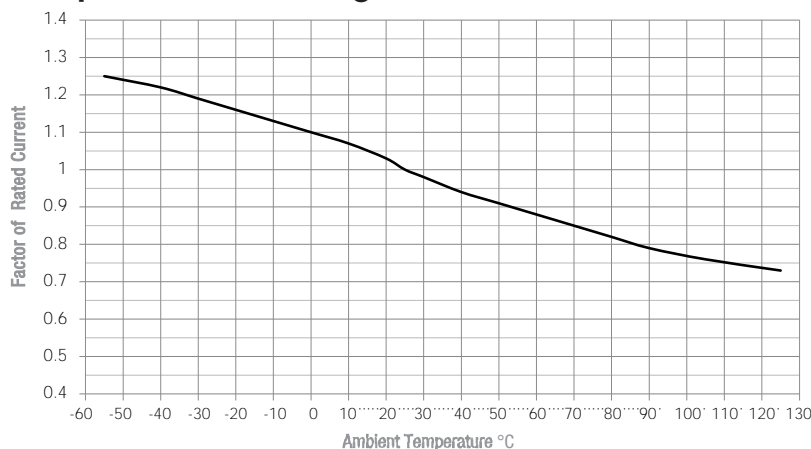


**Wave Soldering:** 260°C, 10 seconds max.  
**Infrared Reflow:** 260°C, 30 seconds max.

### IR Reflow Profile

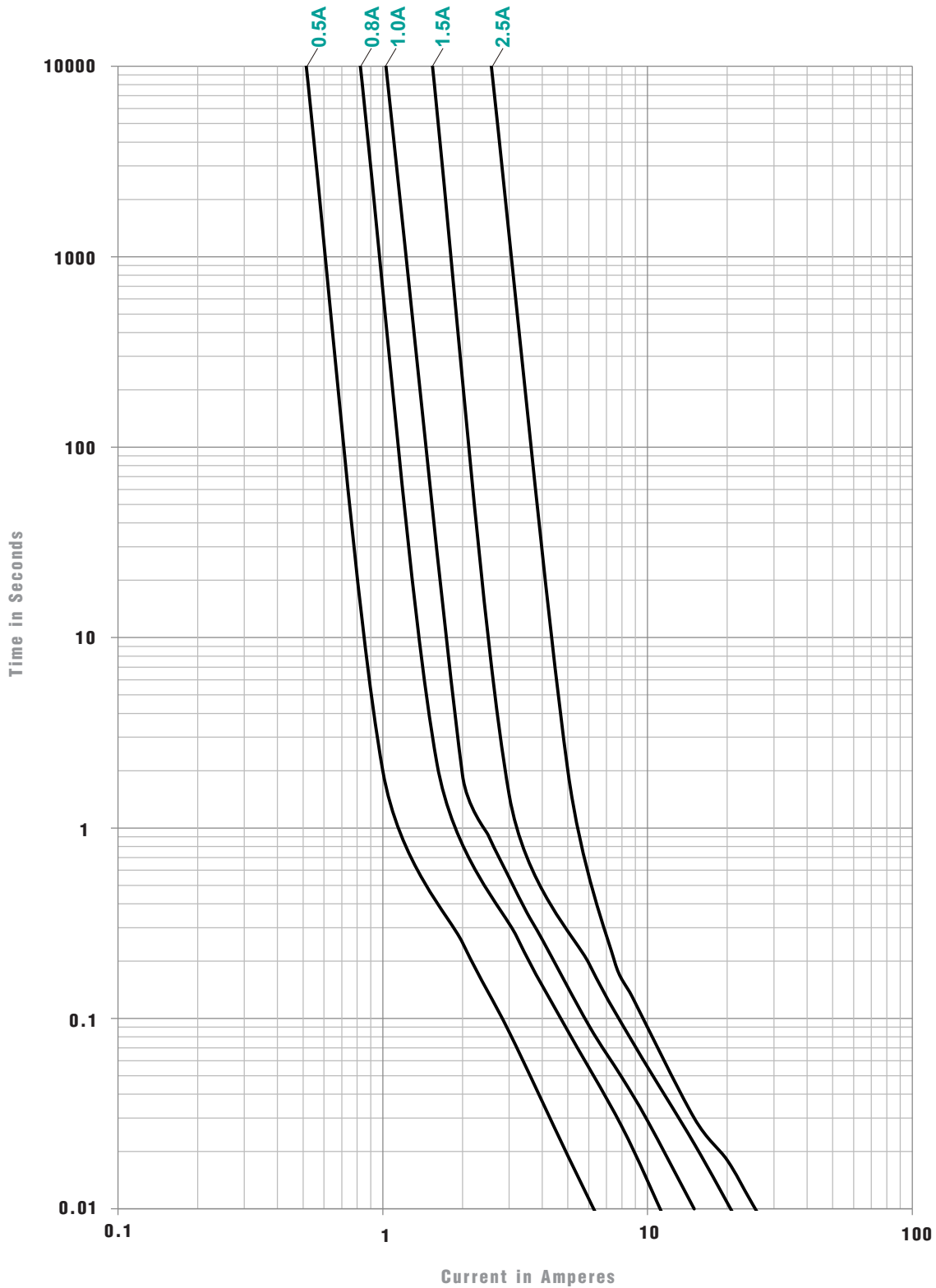
<b>Preheat Heat</b>	
Temperature min ( $T_{smin}$ )	150°C
Temperature max( $T_{smax}$ )	200°C
Time ( $T_{smin}$ to $T_{smax}$ ) ( $t_s$ )	60 -120 seconds
<b>Average ramp-up rate (<math>T_{smax}</math> to <math>T_p</math>)</b>	
	3°C/second max.
<b>Liquidous temperature (<math>T_l</math>)</b>	
Time at liquidous ( $t_l$ )	60 - 150 seconds
<b>Peak temperature(<math>T_p</math>)</b>	
	260+0/-5°C
<b>Time within 5°C of actual peak Temperature (<math>t_p</math>)</b>	
	10 – 30 seconds
<b>Average ramp-down rate (<math>T_p</math> to <math>T_{smax}</math>)</b>	
	6°C/second max.
<b>Time 25 °C to peak temperature</b>	
	8 minutes max.

## Temperature Derating Curve



- Normal Operating Temperature: 25 C ± 2 C
  - Operating Temperature: -55 C to 125 C with proper correction factor applied.
- Chart of correction factor  
**Storage Temperature: -55°C to 125°C**

Time Current Curves



Time Current Curves

